

MANISCOPIC

MT 1435
SL & SLT




- Maximum lifting height : 13.60 m
- Capacity : 3500 kg
- Maximum forward reach : 9.80 m
- Torque convertor
- Hydraulic stabilizers
- Frame levelling


 **MANITOU**


MT 1435 SL/SLT


 **Lifting capacity**3500 kg
 at 500 mm from forks heels.
 Tipping load at maximum reach :1430 kg
 Tear out force with toothed digging bucket
 to ISO 8313-1986 with tilting ram7600 daN


 **Lifting height** :13.60 m
Times : unladen/loaded (in s) Version Turbo
 Lifting10.8/11.3
 Lowering7.6/7.2
 Simultaneous extension 1st and 2nd booms ...16.9/18
 Simultaneous retraction 1st and 2nd booms ...14.5/13.8
 Time unladen (in s)
 Crowd4.2
 Dump3.6


 **Tyres**
 15.5/80-24


 **Forks (mm)**
 Length1200
 Width x thickness125 X 45
 Maximum distance between forks1040
 Carriage rotation124°


 **Multidisc brakes - hydraulically on both axles**

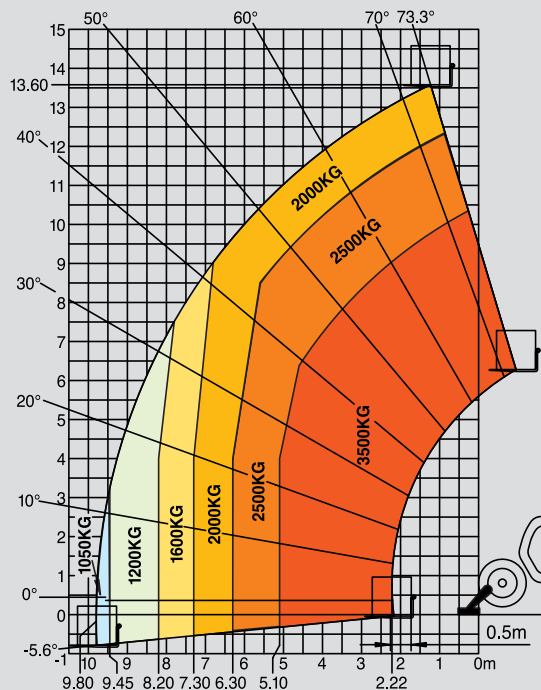
 **PERKINS Engine**
 Type1104C.44/1104C.44 Turbo
 Capacity 4 cylindres - 4400 cm³
 Power (ISO/TR 14396) : Atmo82 HP/61.5 kw
 at 2200 rpm Turbo100 HP/74.5 kw
 Maximum torque : Atmo302 Nm at 1400 rpm
 Turbo412 Nm at 1400 rpm
 Direct Injection
 Water Cooling

 **Transmission**Torque convertor
 Electro-hydraulic reversing shift
 4 speeds forward and reverse
 Maximum travel speed25 km/h

 **Hydraulics**
 Lifting/tilting pump
 gear type : Atmo260 bars/105 l/mn
 Turbo260 bars/163 l/mn
 Flow divider with priority to steering and brakes

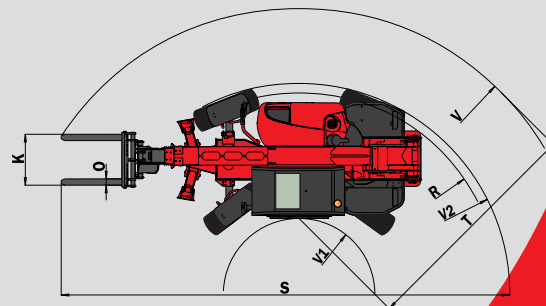
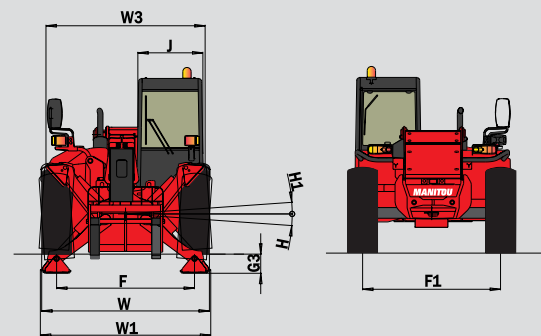
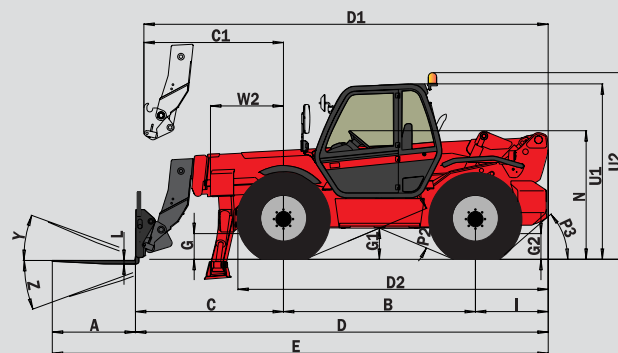
 **Capacities**
 Cooling system18.5 l.
 Engine oil11 l.
 Hydraulic oil120 l.
 Transmission oil15.1 l.
 Fuel tank135 l.

 **Weight unladen (with forks)**10210 kg
Overall width2.33 m
Overall width stabilizers extended2.33 m
Overall height2.58 m
Turning radius (outside wheels)4.16 m
Length up to carriage6.09 m
Ground clearance0.45 m
Drawbar pull7500/8600 daN



Under
 EN 1459
 annexe B

A	1200
B	2770
C	2269
C1	2348
D	6089
D1	6168
D2	4405
E	7289
F1	1916
G	450
G1	445
G2	450
G3	275
H	7°
H1	7°
I	1050
J	950
K	1040
L	45
N	1850
O	125
P2	45.5°
P3	40°
R	3950
S	9010
T	4355
U1	2575
U2	2755
V	5825
V1	1470
V2	4157
W	2330
W1	2320
W2	1125
W3	2035
Y	12°
Z	112°



This equipment described in this leaflet may be standard, optional, or unavailable, depending on the versions. For more details, contact your MANITOU dealer.

